



The On-Trend Kitchen Collection

The On-Trend Kitchen Collection







The On-Trend Kitchen Collection



LUCENTE 10-31



WINDSOR & CAMBRIDGE 32-53



VIVO 54-79



CARTMEL 114-125



IMOLA 126-135



CLASSIC & TRADITIONAL 136-155



LASTRA & GLACIER 82-89



MODA 90-99



LUSSO 100-113



HANDLES 156-161



LIGHTING 162-167



BEHIND THE DOOR 170-179



FINISHING TOUCHES 180-183



The **On-Trend** Kitchen Collection

KITCHEN STYLE

Leaf through the pages of lifestyle and interior design magazines, exploring the homes of style icons and design gurus, and you're transported to a world of elegance, lustre and exotic locations.

Our kitchens may not be able to whisk you away to sun-kissed foreign shores, but our new On-Trend collection boasts all the quality, craftsmanship and style, distinctive of such celebrated homes.

Deceptively understated in appearance, the On-Trend collection features a wealth of style and storage innovations that challenge accepted notions of domestic kitchen design.

Gently flowing lines, a palette of versatile, contemporary colours, and a choice of tactile finishes make the On-Trend collection a perfect pairing for homes, traditional and modern. Our comprehensive suite of handles, lighting and enclosed wirework storage are the icing on the cake!

Our team has more than 100 years combined experience in kitchen range design, manufacture and trading. The On-Trend collection represents the culmination of that expertise: our flagship collection, produced in the UK and Italy, with bespoke measurement and finishing options available on many lines. We hope you enjoy browsing the range as much as we did creating it.

Here to help

To help you navigate this brochure, we have used a system of symbols to highlight some of the key features and benefits of the On-Trend collection:



Italian Products

Products shown with this symbol are made in Italy.



Made to Order

Many of our doors can be made to your required sizes, colour choice or a combination of both.



Premium Timber

This symbol denotes doors that are made from real wood or real wood veneers.



Colour Matching


This symbol indicates doors that can be produced in any colour. If you have a sample of a colour you like, we can match it.



Curved Doors & Profiles

Many of our door ranges are now available with external and internal curves and profiles.





The **On-Trend** Kitchen Collection

KITCHEN LIFE

Is there a more multi-faceted room than the kitchen?

It has so many practical functions; storing supplies at their required temperatures and in the correct environments. Then, using a variety of vessels, appliances and utensils, the kitchen hosts the pairing of those ingredients - for sustenance, comfort, invigoration and delight!

As technology and food continue to intertwine and global food culture advances, the kitchen increasingly becomes a room of colour, scent and discovery. Spurred on by TV cooks and celebrity chefs, we feel the confidence to experiment, and the kitchen is our laboratory!

People come together in the kitchen - at daybreak, for breakfast, then to discuss the day's events with an evening meal. We entertain with drinks - from coffee to cosmopolitans. We catch up with friends, laugh, dance and make merry.

Then, of course, there are times when the kitchen becomes our own personal haven - somewhere to make tea or coffee, pore over a Sunday broadsheet, even attempt the cryptic crossword.

With the On-Trend collection, we have crafted a suite of kitchen designs that invite you to spend time. Comfortable, innovative, attractive and luxurious, they are crafted to be at home, in your home.

Make the most of your kitchen with the On-Trend collection.





The **On-Trend** Kitchen Collection

CHOOSING THE RIGHT INGREDIENTS



CHOOSE CONTEMPORARY...



OR TRADITIONAL



GLOSS OR MATT CURVED OR STRAIGHT



A RANGE OF BEAUTIFUL COLOURS AND SUBTLE TONES



FINISHING TOUCHES MAKE ALL THE DIFFERENCE



PRACTICAL SOLUTIONS MAKE LIFE IN THE KITCHEN EASIER



We like to think of the On-Trend collection as an artist's palette that puts you in control of the picture you paint.

Select the styles that suit you and your home the best. Are you a modernist, who cherishes sleek simplicity? Or a classicist, who adores graceful finishing flourishes? No matter what your particular tastes are, the On-Trend collection delivers the canvas, the colour and the detailing to deliver.

As you'd expect, each model in the collection comes in a choice of carefully selected On-Trend colours, paired with sparkling high gloss or tactile matt finishes. If our standard range doesn't include your ideal shade, we offer hand-painting (matt finish only) on selected models, helping you to achieve the kitchen of your dreams.

Light and shade comes courtesy of our purpose-designed lighting range, and a comprehensive selection of handles and wirework storage solutions allow you to really stamp your signature on the completed masterpiece!

Inspiration abounds with the On-Trend collection.



THE
LUCENTE
RANGE



Lucente offers minimalist styling at its best with 'J' pull designed doors creating handle-free kitchens with a smooth design.



LUCENTE WHITE

(high gloss)

Create a powerful statement with the ultra contemporary and minimalist Lucente White handleless door

The clean lines flow effortlessly around the furniture to give a simple and uncomplicated exclusive look



Combine a freestanding island unit and breakfast bar into one to create a practical design feature



Increase the accessibility of your kitchen with some great behind-the-door options



The square corner post design mirrors the Lucente door itself, for a designer aesthetic

LUCENTE CREAM

(high gloss)

Classic and chic; the Lucente Cream high gloss handleless door creates a warm and welcoming setting

The introduction of curved doors brings with it a softer and bespoke aesthetic



Soften and modernise your kitchen lines by introducing curved doors on island units and on the end of workstations



Maximise the use of your kitchen with a fantastic corner solution that comes out as you open the door, with a soft-close mechanism once you're finished.





LUCENTE CASHMERE

(high gloss)

The cashmere tone exudes warmth and is an increasingly popular alternative to cream. Internal curves create a beautiful flow to the kitchen and can be combined with external curves or conventional square units.



Create a focal and talking point in the kitchen by choosing internal curves with smooth sweeping lines.



Choose the ultimate corner solution with units that comes out to you, making difficult corners a thing of the past.

LUCENTE ANTHRACITE

(high gloss)

This on trend, cutting edge design offers uncompromising style with its sleek, contemporary look.

Lucente Anthracite will make a bold statement in any room.



Island units provide depth and function in kitchens either with linear styles or curves as shown here.



Ensure everything's within easy reach with our stylish soft closing Pegasus unit.



Create a design statement on your walls that's easily accessible with the inclusion of bifold units. Soft close as standard!





LUCENTE LIGHT GREY

(high gloss)

For a sleek and contemporary kitchen, choose the ultra-chic Lucente Light Grey handleless door.

This cutting edge design offers uncompromised style whilst leading the trend; perfect for the design-savvy customer.



A place for everything and everything in its place with our stylish divider solution in deep pan drawers.



Specify feature cabinets in the kitchen with the use of glass doors and accentuate them with clever lighting.



Increase the accessibility of your kitchen with some great behind-the-door options.

LUCENTE PAVILION

(high gloss)

Combining sleek flowing lines with a neutral earthy tone, the Lucente high gloss Pavilion door creates a contemporary and uber-stylish environment.

Perfect for the homeowner looking to make a real style statement.



Create a design statement on your walls that's easily accessible with the inclusion of bi-fold units. Soft close as standard!



Create a symmetrical design with equally sized bi-fold wall and drawer units.





LUCENTE STONE (high gloss)

For a fresh and avant-garde kitchen, choose the all new Lucente high gloss Stone handleless door.

This innovative colour provides a natural and calming ambience in the busiest room of the house.



Use gas lifts for smooth opening and closing of wall units, and listen for that distinct sound of quality.



No drawers are complete without a cutlery tray and our carbon fibre effect product adds class as well as practicality.



Use plinth returns rather than panels to help create a more bespoke look.

LUCENTE PORCELAIN

(high gloss)

Hand painted gloss Porcelain is a beautiful new palette to the kitchen. Curved corner posts as shown here help to subtly soften square lines.



Use curved corner posts to create a rounded look on a straight island unit.



Use flexible strip lighting underneath the worktop to create additional ambience.

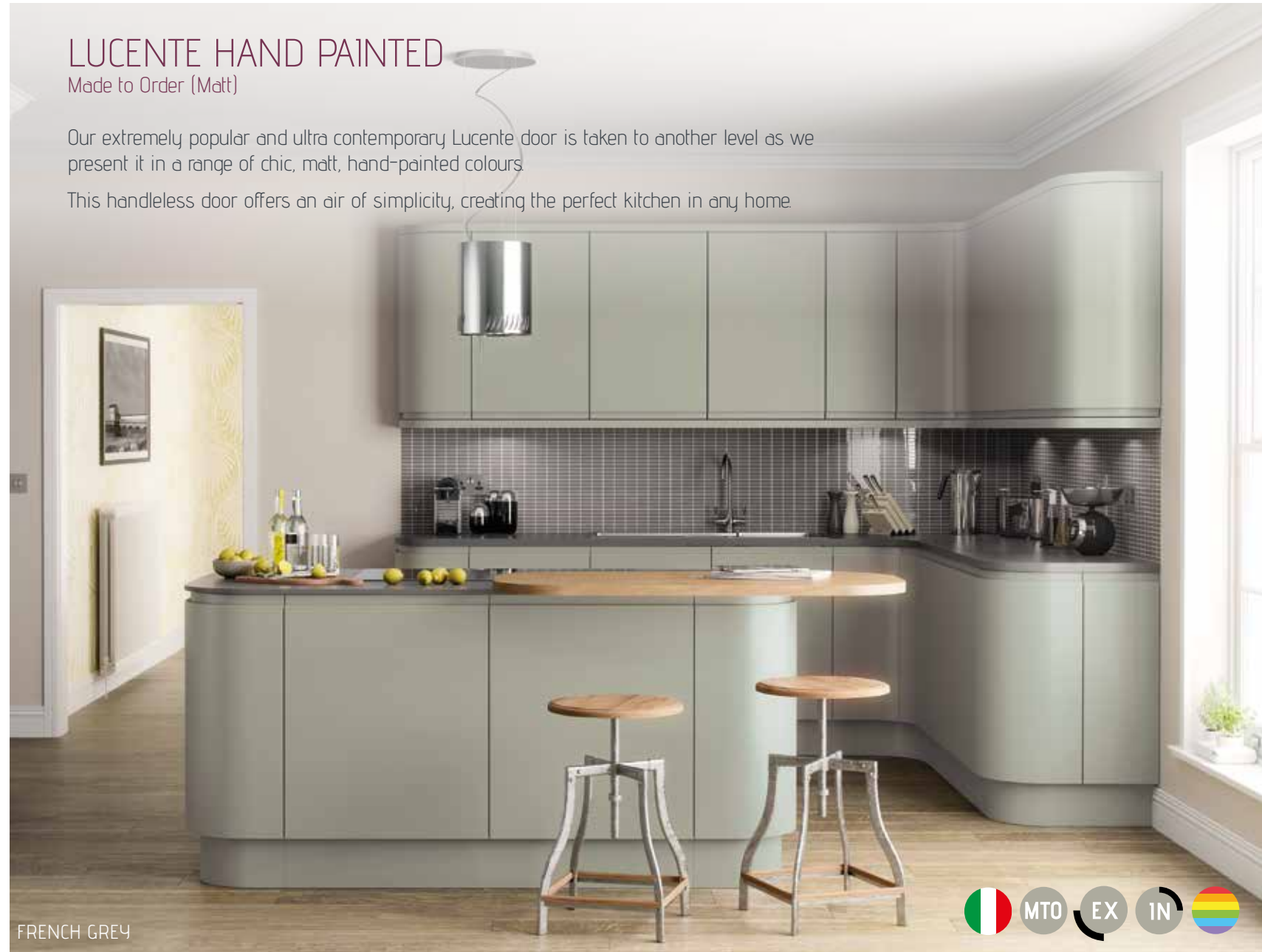


LUCENTE HAND PAINTED

Made to Order (Matt)

Our extremely popular and ultra contemporary Lucente door is taken to another level as we present it in a range of chic, matt, hand-painted colours.

This handleless door offers an air of simplicity, creating the perfect kitchen in any home.



FRENCH GREY



STONE GREY



28 BROWN GREY



CASHMERE



CHALKSTONE



CREAM



DENIM



SAGE GREEN



SILVER GREY



DAKAR



FIORD



IVORY



LAVA



LIGHT GREY



MUSSEL



30 DUST GREY



SUPER WHITE



OLIVE



PORCELAIN



WHITE



THE
WINDSOR &
CAMBRIDGE
RANGE



Solid timber has a natural beauty and quality in the kitchen, illustrated here by the Cambridge & Windsor ranges. Windsor offers additional beaded detailing while the grain detail is still visible through the hand-painted colour options.

WINDSOR IVORY

Windsor Ivory flows beautifully throughout the kitchen, with soft ivory tones a regular favourite. A multitude of components create a stunning traditional design.

PT EX



Design plate racks with open shelves to create both easy access and a distinctive feature



Use downlights under wall units to create additional task lighting, ideal for food preparation in particular



Incorporate a mix of contemporary and traditional accessories, with curved doors, pilasters and curved end posts.





WINDSOR MUSSEL

The lighter tones of Windsor Mussel make it an ideal choice to combine with the darker stone grey island unit. Bottle racks create a natural flow from the kitchen to open space living.

PT EX



Combine open shelving with a traditional plate rack for easy access.



Tongue and groove end panels provide authentic traditional design and can be combined with corbels on an island for a bespoke look.

WINDSOR STONE GREY

The slightly darker tones of stone grey are highly impactful with the Windsor door. Use a mix of curved doors and pilasters for varied effects.

PT EX



The natural grain of the timber door is still highly visible whichever paint colour is chosen.



Create a feature area in your kitchen by mixing an accent colour with your main choice



WINDSOR LIGHT GREY

The increasingly popular tone of light grey is now available in the Windsor range. Combine it with natural oak for an outstanding finish.

PT EX



Make a clear distinction between doors and drawers by choosing different handles for each.



Use pilasters to frame a workstation area and provide some additional, traditional definition.





WINDSOR OAK

The natural beauty of Windsor oak can be used on its own or mixed with a lighter shade for a two-tone kitchen. Incorporate glazed doors and open units for a lighter feel.

PT EX



A mantel is a beautiful addition to a traditional kitchen, effectively framing your cooking area.



Curved units in timber doors provide a contemporary twist on a traditional theme with matching cornice and pelmets a 'must have'.



CAMBRIDGE LIGHT GREY

The distinctive shaker detail of the Cambridge door is heightened by the light grey tone. The straight lines of larders combine nicely with standard and extra tall curved doors.

PT EX



Create additional ambience in your kitchen with the inclusion of subtle plinth lights



A place for everything and everything in its place, with our stylish divider solution in deep pan drawers

Use kitchen furniture in open-plan living to create a seamless progression from one zone to another

CAMBRIDGE MUSSEL

The soft pastel tone of Mussel creates a stunning kitchen with the Cambridge door. Integrate oak, either within the same station or at separate levels.

PT EX



The timber grain of the Cambridge door remains highly visible through the hand painting process.



We recommend the new Wave handle as a perfect complement to the Cambridge door.





CAMBRIDGE IVORY

The gentle ivory tone is a perfect complement to the shaker style Cambridge door, with the natural grain of the timber remaining highly visible

PT EX



Use glazed doors to create display cabinets and enhance them with lighting and glass shelves



Combine both increased storage and modern design with the new tall curved doors in the Cambridge range

CAMBRIDGE STONE GREY

The warmth of stone grey radiates through the kitchen on the Cambridge door. Stone grey is beautiful as a single door or combined with oak.

PT EX



Create a balanced wash station design with equal sized drawers, wall units and open shelves.



Our new Elipse handle with beautiful soft curves can be positioned horizontally or vertically and is a great partner for the Cambridge door.



CAMBRIDGE OAK

The oak tone of the Cambridge door has been a favourite in the UK for years. We've given it a contemporary twist with curves and the Elipse handle.

PT EX



Use multiple glass doors to create feature cabinets around a traditionally practical sink area



Our furniture can be designed to suit open-plan living with oak, as shown here





THE
VIVO
RANGE



Vivo creates a beautiful modern and simplistic look with easy clean properties which can be personalised through handle choice. Choose either a painted gloss or painted matt finish.

VIVO GLOSS WHITE

(High Gloss)

Contemporary or classic: the Vivo Gloss White door has a clean, timeless design that can be used to create any desired kitchen aesthetic.

The use of pan drawers and curved doors provides a soft yet exclusive and streamlined look.



Create a symmetrical design with equally sized bi-fold wall and drawer units, and soften the aesthetic by adding curves.



Make handles a major part of your kitchen by choosing larger sizes so that the door acts as frame.





VIVO GLOSS ANTHRACITE

(High Gloss)

Vivo Gloss Anthracite brings sharp definition to the kitchen and contrasts nicely with more neutrally coloured rooms. Including bi-fold units, pan drawers and larder units helps to replicate a Germanic look and feel.



Add designer styling and extra functionality to your sink with the stunning Rocco tap. The spout extends and reaches to make washing far easier.

Use different worktop colours and materials to distinguish between different zones.



Ensure everything's within easy reach with our stylish soft-closing pegasus unit.

VIVO GLOSS PORCELAIN

(High Gloss)

Vivo Gloss Porcelain offers a crisp new alternative to white and ivory. Incorporate open shelving in an island area to create an en-vogue design feature.



Open shelving offers practicality and creates a real focal point in the kitchen.





VIVO GLOSS LIGHT GREY (High Gloss)

Vivo Gloss Light Grey brings a fresh and contemporary look to any room, with its strong lines and high gloss finish. This kitchen says modern living; the perfect choice for the 21st century.



Maximise your storage capacity and usability with the fantastic under sink pull out unit.



Use flexible strip lighting to create additional ambient lighting below base or wall units.



Increase the floor space in your kitchen by integrating a practical waste bin.

VIVO GLOSS IVORY (High Gloss)

The sophistication and beauty of the Vivo range is enhanced by the addition of Vivo Gloss Ivory. This stylish door, combined with a classic colour brings a timeless finish to any room.



Make your handles a feature by choosing the Lapac handle with its curved lines and unique design.



Maximise the use of your kitchen with a fantastic corner solution that comes out as you open the door, with a soft-close mechanism once you're finished.



Use kitchen furniture in open-plan living to create a seamless progression from one zone to another.





VIVO GLOSS CASHMERE (High Gloss)

Our popular Vivo range quickly became synonymous with quality and value, and with Vivo Gloss Cashmere added to the range we now offer an even greater choice of stylish doors. Its subtle neutral tones are sure to lend an air of warmth to any room.



A place for everything and everything in its place with our stylish divider solution in deep pan drawers



Soften and modernise your kitchen's lines by introducing curved doors on island units and on the end of workstations. Extra-long handles help to provide extra definition.

VIVO GLOSS STONE

(High Gloss)

Enjoy the soft, earthy tones of the Vivo Gloss Stone door adding a calming feel to any kitchen. Create a box-like feel or soften the lines with external curves.




Design curved units, either together for a beautiful, rounded look or at the end of a run to soften the aesthetic.



Use downlights under wall units to create additional task lighting, ideal for food preparation in particular.





VIVO MATT WHITE

The UK's most popular colour choice for kitchens is now available in a soft matt white finish. Use curves to create an effortless flow to the kitchen.



Integrate storage and cooking with a more bespoke station and curved doors



The Corvus handle is available in two sizes, ideal for a combination of doors and drawers

VIVO MATT LIGHT GREY

The subtle tones of light grey in a matt finish flow effortlessly around the kitchen. Offsetting different worktops helps to create distinct zones within the kitchen.



Create Germanic styling by positioning banks of larder units together



Increase the floor space into your kitchen by integrating a practical waste bin.





VIVO MATT CASHMERE

Cashmere exudes a richer tone that's suited to both neutral and darker surrounding colours. Incorporating equal sized units creates a pleasing symmetrical look.



Ensure everything's within easy reach with our stylish soft closing pegasus unit.



The subtle curves of the Wave handle make it a great choice for both straight and curved doors.

VIVO MATT ANTHRACITE

Anthracite provides a striking darker tone accentuated by the slab design of the Vivo door. Maximise accessibility in the kitchen with both drawers and larder units.



The straight lines of the new Precision handle make it an ideal choice for prominent drawers.



A place for everything and everything in its place with our stylish divider solution in deep pan drawers.





VIVO MATT IVORY

The ivory white a timeless favourite in kitchens is reinvigorated with the new matt painted finish. Design curves into every work station for a truly contemporary feel.



Position curved wall units together to create a more bespoke aesthetic



Increase the accessibility of your kitchen with some great behind the door options



The **On-Trend** Kitchen Collection

YOUR KITCHEN

Designing the On-Trend collection, we kept one very important factor at the forefront of our minds: no two homes are the same. Even if the spaces are identical, the people are unique - in their tastes, their lifestyles and their requirements.

We wanted to create a suite of kitchens with the highest design and production values, that would complement any home - from a palatial country pile to a new-build urban apartment.

It needed to appeal to people of all ages, and at all times of life. Professionals living alone, couples, young and old, families, large and small. On-Trend had to not just meet but exceed each group's expectations in terms of what their new kitchen could deliver.

We're immensely proud of what we've achieved. Continue your guided tour of the On-Trend collection, and we're sure you'll see what we mean.





THE
LASTRA & GLACIER
RANGE



Lastra and Glacier offer super matt and super gloss finishes to suit your preference. Two edging choices on Glacier create a truly personalised look.

GLACIER GLOSS MADE TO MEASURE (Gloss)

Glacier doors with a gloss finish are ideally suited for the sleek modern kitchen with the flexibility of made to order sizes, curved and glazed doors two edging options help to further personalise the look.

MTO EX IN



84 NOCE & SAND BEIGE








AUBERGINE & JASMINE



CASHMERE & TRUFFLE

Choose your colour of kitchen, either with matching colour laser edge, or dual edge for an alternative finish.

						
Aubergine	Beige	Black	Cashmere	Graphite	Jasmine	Light Grey
						
Metallic Blue	Metallic Champagne	Noce	Truffle	Vanilla	White	



Matching laser edge



Dual edge

LASTRA MADE TO MEASURE (Super Matt)

With matt finishes highly on-tren, the Lastra door collection offers a super matt sheen with multiple colour choice

MTD EX IN





CASHMERE



FIORD



88 STONE GREY



THE MODA RANGE



Moda offers minimalist styling with 'J' pull designed doors creating ultimately clean lines in soft, matt finishes.

MODA PLATINUM (Matt)

With our ultra-modern Moda matt Platinum handleless door you can create an envy-inducing kitchen in any home

Lead the trend by matching Moda's sleek lines with an en-vogue colour; perfect for an understated yet exclusive look



Position your appliances at mid height to save bending down with hot trays and plates



The square corner post design mirrors the Moda door itself, for a symmetrical look





MODA WHITE (Matt)

For a minimal yet cutting-edge kitchen, choose our all Moda matt White handleless door

This simple yet stylish design is easy to accessorise and will have your home looking contemporary in no time.



Make your utensils more easily accessible by including drawers. Use mid height drawers for heavier items to take the strain off your knees when bending



Use plinth returns rather than panels to help create a more bespoke look



Ensure everything's within easy reach with our stylish soft-closing pegasus unit

MODA ANTHRACITE (Matt)

The industrial tone of the Moda matt Anthracite door is softened by its smooth, handleless appearance, making it perfect for any contemporary home.

Refreshingly different, it offers both style and comfort to the design-conscious customer.



Ensure everything's within easy reach with our stylish, soft-closing larder unit.



No drawers are complete without a cutlery tray, and our carbon-fibre effect product adds class as well as practicality.



Increase floor space in your kitchen by integrating a practical waste bin.





MODA PAVILION (Matt)

Break the mould with our Moda matt Pavilion handleless door. Its earthy and soothing clay-like tone offers a neutral colour scheme, whilst still retaining a high-end, minimalist look.



Create a design statement on your walls that's easily accessible with the inclusion of bi-fold units. Soft close as standard!



Twin-lever taps are classic, timeless and easy to use. Try our Trento tap for just that look and feel.



Ensure everything's within easy reach with our stylish, soft-closing pull out larder unit.



THE
LUSSO
RANGE



Lusso creates a modern, painted look with a premium slab door finish that is an ideal choice for a low-maintenance kitchen.

LUSSO WHITE

(High Gloss)

Simple and stylish, Lusso White is perfect for any setting, from ultra modern to classic

Here, the Lusso White doors create a contemporary yet timeless environment.




Increase the accessibility of your kitchen with some great behind-the-door options



Use flexible strip lighting to create additional ambiance below base or wall units



Make handles a major part of your kitchen by choosing larger sizes, so that the door acts as a frame





LUSO CREAM (High Gloss)

Create a contemporary yet warm and inviting setting with high gloss Lusso Cream.
The addition of curved doors brings with it a softer aesthetic, creating a welcoming feel to the kitchen.



Create a focal and talking point in the kitchen by choosing internal curves with smooth, sweeping lines



No drawers are complete without a cutlery tray and our carbon-fibre-effect product adds class as well as practicality.



Maximise the use of your kitchen with a fantastic corner solution that comes out as you open the door, with a soft-close mechanism once you're finished

LUSSO LIGHT GREY (High Gloss)

The high gloss painted light grey finish is a rapidly growing favourite in the UK. Plan internal curves on the end of straight work stations for a kidney shaped look.



Position ovens at easy-access points and side by side to make cooking a pleasure.



The new D lite handle has smooth contours making it an ideal partner to curved and straight doors.





LUSSO CASHMERE

(High Gloss)

The calming gloss tone of cashmere compares and contrasts with most common décor colours. Internal and external curves on the same work station create a smooth flow and symmetrical lines.



Use a contrasting worktop to highlight a particular zone or breakfast bar area



Internal and external curves combine to make a stunning feature island.

LUSO HAND PAINTED

Made to Order (Matt)

Create an elegant and exclusive look in your home by choosing our Lusso, matt hand-painted door. This high-class door delivers style and sophistication, whilst the addition of curves and colour bring a bespoke and soft image to your kitchen.



Lusso Hand Painted is available in 20 standard colours in a matt finish. Other colours are also available through our bespoke hand-painting service. Pick your desired colour, or alternatively bring a swatch.

CREAM



DAKAR



110 BROWN GREY



CASHMERE



CHALKSTONE



DENIM



FJORD





THE CARTMEL RANGE



Cartmel creates the aesthetic of a timber door with visible grain detailing. Create a unique kitchen with our hand-painted service.

CARTMEL IVORY

(Matt)

Add style, detail and light to your kitchen with Cartmel Ivory. Create practical islands that also work as a breakfast bar station, as shown here.



Linear style handles are ideal for shaker designed doors and can be positioned both vertically and horizontally.



Specify feature cabinets in the kitchen with the use of glass doors, and accentuate them with clever lighting.



No drawers are complete without a cutlery tray and our carbon-fibre-effect product adds class as well as practicality.





CARTMEL DAKAR (Matt)

Introduce some more colour and definition with the pastel choice of Cartmel Dakar Twin wall curved units help to create a real contemporary focal point.



Increase the accessibility of your kitchen with some great behind-the-door options.



Increase floor space in your kitchen by integrating a practical waste bin.



Add designer styling and extra functionality to your sink with the stunning Rocco tap. The spout extends and reaches to make washing far easier.

CARTMEL SAGE GREEN

(Matt)

Bring soothing pastel colour into your kitchen with the Cartmel Sage Green door. The introduction of glazed doors helps to maintain the open and light ambience.



Use two curved units in conjunction with each other to create a real design feature in your kitchen.



CARTMEL HAND PAINTED

Made to Order (Matt)

Timeless in its design, Cartmel Hand Painted creates an elegant and welcoming environment in any home.

The neutral tones and simplistic design offer an uncomplicated living space; one that can be matched with a plethora of accessories to create the perfect kitchen. Cartmel Hand Painted is available in 20 standard colours in a matt finish; other colours are also available through our bespoke hand-painting service.

Pick your desired colour, or alternatively bring a swatch.



BROWN GREY



CASHMERE



CHALKSTONE



CREAM



DAKAR



DUST GREY



FJORD



122 IVORY



LAVA



LIGHT GREY



FRENCH GREY

CARTMEL HAND PAINTED
Made to Order (Matt)



MUSSEL



OLIVE



PORCELAIN



SAGE GREEN



SILVER GREY



STONE GREY



SUPER WHITE



WHITE



THE IMOLA RANGE



Imola creates a calming kitchen tone, with darker and lighter colour options - both in a painted matt finish. The solid slab door style creates simple and timeless lines.



IMOLA ANTHRACITE (Matt)

Imola Anthracite matt combines strong lines and a bold aesthetic with a soft, matt finish, giving your room a striking look and relaxing feel.



Use flexible strip lighting to create additional ambiance below base or wall units.



Create a design statement on your walls that's easily accessible with the inclusion of bi-fold units. Soft close as standard!

IMOLA WHITE

(Matt)

Imola White matt creates an instant impact in any room. Sweeping lines and soft corners draw the eye effortlessly around the room, while the matt finish enhances the look with its softening appearance.



Combine curved doors and curved handles for a smooth rounded look



Use kitchen furniture in open-plan living to create a seamless progression from one zone to another



Maximise your storage capacity and usability with our fantastic under sink pull-out unit.



IMOLA HAND PAINTED
Made to Order (Matt)



Imola Hand Painted is available in 20 standard colours in a matt finish.
Other colours are also available through our bespoke hand painting service.
Pick your desired colour, or alternatively bring a swatch.



CREAM



DAKAR



132 BROWN GREY



CASHMERE



CHALKSTONE



DENIM



FJORD



WHITE



SILVER GREY



FRENCH GREY



IVORY



LAVA



134 DUST GREY



SUPER WHITE



LIGHT GREY



MUSSEL



OLIVE



PORCELAIN



SAGE GREEN



STONE GREY



THE
CLASSIC &
TRADITIONAL
RANGE



Choose more definition on your kitchen door with classic shaker, tongue and groove, and raised and fielded centre panels. Inframe styles are also available for the ultimate traditional look.

BOSTON

(Matt)

The tongue and groove style detail in the Boston door remains a kitchen classic, and is given a modern slant with the introduction of curved doors.

EX



Use downlights placed under wall units to create additional task lighting, ideal for food preparation in particular.



Islands add extra depth to a kitchen and provide a real focal point. Use curved doors to provide a softer look.



Ensure everything's within easy reach with our stylish, soft-closing pegasus unit.





DENTON IVORY

(Matt)

Add traditional definition to your kitchen with the raised and fielded centre panel in the Denton Ivory door. The soft ivory tone is a regular favourite choice across the UK.

MTO EX



Choose the ultimate corner solution with units that come out to you making difficult corners a thing of the past.



Twin lever taps are classic, timeless and easy to use. Try our Trento tap for just that look and feel.



PORTLAND

(Matt)

Portland offers a shaker design within its ivory finish. Choose tongue and groove panels for a traditional look and glazed doors for feature cabinets.

EX



Soften and modernise your kitchen's lines by introducing curved doors on island units and on the end of workstations. Use glass shelves behind a glazed door to create more light, and a display feature.

OHIO CREAM

(Matt)

Ohio cream brings a light, airy feel and incorporates some shaker definition in the door itself. Create three workstations as shown here for added flexibility and practicality.



Make cooking easier by storing your spices next to the cooker, with a glazed door.



144 Make access to your belongings easy and create a design feature with the inclusion of an open shelf unit.

Choose the ultimate corner solution with units that comes out to you making difficult corners a thing of the past.





NORBURY IN-FRAME

(Matt)

Norbury is a genuine in-frame door, with raised centre panels and internal beading for additional detail. Enhance the traditional style with a number of unique components.



Make your cooking area the focal point of your kitchen by framing it with a classic mantle.



Combine open shelving with a wicker basket for easy access and a country kitchen look.

RADFORD IN-FRAME

(Matt)

Radford is a genuine in-frame door with simple shaker definition. Combine traditional and contemporary worlds with curved and glazed doors.



Create the ultimate traditional design with corbels and mantles. Glazed doors create feature cabinets for your finest kitchenware.





RICHMOND (Matt)

Richmond takes the natural beauty of oak with shaker detailing to create an ever-popular kitchen. Use components such as pilasters and bottle racks as additional design features.

PT EX



Use radius end pillars to create a curved look without a curved door.



The simplicity of the Nuoro basin mixer makes it an ideal complement to any detailed door.



The corvus handle adds design subtlety to the Richmond door.



RICHMOND HAND PAINTED
(Matt)

BROWN GREY



CHALKSTONE



CREAM



DENIM



DAKAR



DUST GREY



FJORD



ALPINE WHITE



CASHMERE



FRENCH GREY



Richmond Hand Painted is available in 20 standard colours in a matt finish; other colours are also available through our bespoke hand-painting service. Pick your desired colour, or alternatively bring a swatch.



IVORY



LAVA



LIGHT GREY



MUSSEL



PORCELAIN



SAGE GREEN



154 SILVER GREY



STONE GREY



OLIVE



SUPER WHITE



WHITE

HANDLES

Whether you are looking for an ultra contemporary or classic handle, we have a wide array of designs to provide the perfect finishing touch in any kitchen.



Note: Handle colour indicates the surface finish and does not always represent the material from which the handle is made






PRECISION



HALF MOON



WAVE POLISHED CHROME
(polished chrome & pewter)



WAVE BRUSHED STEEL



BOW POINTED T BAR



FLAT END T BAR



CORVUS HANDLE



ROUND END BAR



VICTORIAN



D-LITE



MASSIV BLOCK END



WIDE D



LAPAC



BLOCK END



SLIM T BAR



SLIM BAR



FLAT ENDED T BAR




BLOCK HANDLE



ALTO THIN

LIGHTING

We source the brightest ideas and products around to show every new kitchen at its best.



STEINA FARO



VISTA FLEXIBLE STRIP LIGHTING



PICKA PLINTH ROUND



STEINA QUADRO

Lighting helps to create ambience in the kitchen and add practicality to workstations. Ensure you incorporate lighting at an early stage to minimise future disruption and to make your kitchen the focal point of your home



STEINA KEA

A classic light in the kitchen, the triangular styling of Kea is a timeless favourite in the UK. Use these typically underneath wall cabinets to provide additional task lighting. LED technology means your Kea light uses less energy and lasts longer.

All light fittings must be installed by a qualified electrician. Please check the full specification of the product before purchasing. Every effort is made to ensure the information supplied in this brochure is accurate. However, it is your responsibility to ensure the products are suitable for your requirements.



Steina Downlight

Spacer

STEINA KEA

The contemporary circular design of the Steina downlight can be used under wall cabinets or within them to create a display unit. LED technology means your Kea light uses less energy and lasts longer.



VISTA FLEXIBLE STRIP LIGHT

Flexible strip lighting can be cut to whatever size you need and is commonly used underneath wall cabinets and worktops, or on plinths to create additional ambience.



PICKA PLINTH LIGHT

Add plinth lights to the base of your kitchen units to add subtle ambience to the room. Illuminate your kitchen at night solely with plinth lights to create a 'show house' effect.



The On-Trend Kitchen Collection

CLEVER KITCHEN

Kitchens of the past often had cabinets that were infrequently used. With the On-Trend collection, we've taken a concerted look at how to get more from your kitchen, so no matter how small the space you have to work with, you'll be bowled over by how much you can achieve.

Our innovative fold and slide-away storage solutions allow you to capitalise on every inch of available space - including hard to access corners and crannies that, previously would have been left gathering dust.

So, whether you have a large family kitchen with lots of people to cater for, or a cosy, city-living cuisinette where space is at a premium, the On-Trend collection holds the answers - and more!

Make your kitchen work for you with the On-Trend collection.



BEHIND THE DOOR

If door choice creates the aesthetic of the kitchen, then what lies behind the door creates the functionality. Ensure you've got easy access to every kitchen unit to make every day easier!



Genius pull out shelves with anti-slip trays

CORNER SOLUTIONS

Make problematic corner units a thing of the past with one of our numerous corner solutions - from a more traditional carousel to the genius unit that pulls out to meet you.



1/2 Carousel with 2 baskets



Dynamic Corner Unit



3/4 Carousel with 2 baskets



Elite Corner Unit

LARDERS & PANTRIES

Full height units add linear definition to a kitchen and a touch of European styling. Improve the accessibility of these units with a larder or pantry unit that pulls out towards you, with soft-close as standard.



Dynamic Pegasus Unit



Elite Tall Larder Unit



Dynamic Pantry Mid Height Unit

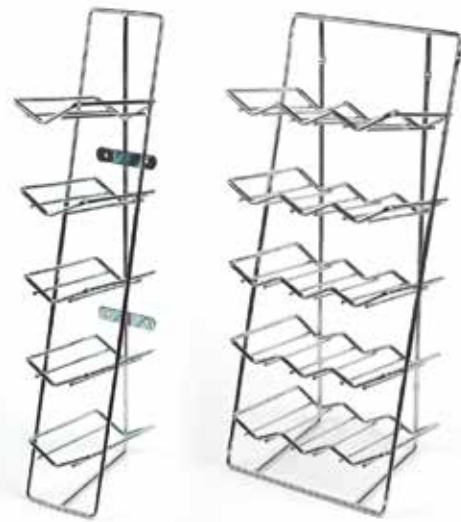


Elite Pegasus Unit

Dynamic Tall Larder Unit



WINE RACKS



BASE UNIT PULL-OUTS

Let your jars and products come to you with a simple pull-out unit starting as small as 150mm wide, ensuring that no space is wasted.



Dynamic Pull Out Towel Rail 150mm



Elite Pull Out Base 150mm



Dynamic Pull Out Base 150mm



Dynamic Under Sink Pull Out 1000mm




Dynamic Pull Out Base 300mm



Elite Pull-Out Base 300mm

FINISHING TOUCHES

Complete your kitchen from a choice of designer and practical taps, drawer inserts and integrated bins to increase your floor space.



TAPS & SINKS



Rocco Mono Sink Mixer



Fabio Mono Sink Mixer



Emilia Mono Sink Mixer



Trento Mono Sink Mixer



Neva Mono Sink Mixer



Nuoro Mono Sink Mixer



Lazio Mono Sink Mixer



Pisa Mono Sink Mixer



Aqua Mono Sink Mixer



Kuban Mono Sink Mixer



Single Bowl Stainless Steel



Bowl and Half Stainless Steel



Single Bowl Premium Composite



Bowl and Half Premium Composite



Undermount Single

BINS



Pull-Out Single



Pull-Out Double



Trio Recycling Bin & Tray

DRAWERS



Wicker Basket



Pegboard


CUTLERY TRAYS



Scoop Cutlery Tray



Excellent Cutlery Tray



The **On-Trend** Kitchen Collection

KITCHEN DOOR CARE INSTRUCTIONS

CLEANING

We recommend the following door cleaning instructions for all of our doors:

- > Clean the doors using only a solution of 95% lukewarm water with no more than 5% soap
- > DO NOT spray anything on to your doors - this includes the solution recommended above
- > Use a clean damp (not wet) cloth
- > Dry with a soft clean cloth. If it is a timber door, run the cloth along the grain direction
- > Any cooking marks must be wiped immediately
- > Do not allow liquids to seep into joints of doors. Wipe any spillages immediately.

DO NOT use any of the products listed below to clean the door as they may mark and damage the surface:

- > Wax furniture polish
- > Bleach / chlorine based cleaning products
- > Abrasive cleaners
- > Solvents
- > Multi-purpose cleaners
- > Alcohol based cleaners
- > Ammonia or any other similar product
- > Scouring pads or abrasive cloths

ENVIRONMENTAL INFORMATION

Please be aware, localised or intense heat/steam can damage fascias. Subsequently the use of small appliances such as kettles, toasters etc. in close proximity to your kitchen fascias should be avoided. Doors should not be exposed to extreme temperature changes. Due to their manufacturing process, vinyl doors must not be exposed to temperatures above 70°C as this may cause damage to the door's surface.



Due to the limitations on photographic reproduction, colours may differ slightly from the actual products shown.

DATE OF PRINT/RELEASE: October 2016